

Paper Reference 1ST0/2F  
Pearson Edexcel  
Level 1/Level 2 GCSE (9–1)

Statistics  
Paper 2  
(Calculator)  
Foundation Tier

Tuesday 18 June 2019 – Morning

Data Book

In the boxes below, write your name, centre number and candidate number.

Surname										
Other names										
Centre Number										
Candidate Number										

## INSTRUCTIONS

There may be spare copies of some data sheets in case you need them.

**THIS DATA BOOK *MUST* BE RETURNED WITH THE  
QUESTION PAPER AT THE END OF THE EXAMINATION.**

**Contents****Page**






















<b>4</b>	<b>Question 1</b>
<b>5</b>	<b>Question 1 (Spare copy)</b>
<b>6</b>	<b>Question 2</b>
<b>7</b>	<b>Question 3</b>
<b>8</b>	<b>Question 4</b>
<b>9</b>	<b>Question 4 (Spare copy)</b>
<b>10</b>	<b>Question 5(a)</b>
<b>11</b>	<b>Question 5(b)</b>
<b>12</b>	<b>Question 5(c)</b>
<b>13</b>	<b>Question 6</b>
<b>14</b>	<b>Question 7</b>
<b>15</b>	<b>Question 8</b>
<b>16</b>	<b>Question 9</b>
<b>17</b>	<b>Question 11</b>
<b>18</b>	<b>Question 12</b>
<b>19</b>	<b>Question 12 (Spare copy)</b>
<b>20</b>	<b>Question 13</b>

Question 1

Favourite type of music	Number of members
Hip–hop	_____
Indie rock	_____
Metal	4
Pop	12
R&B	7
Other	4

Key:

 represents 2 members






















Hip–hop	  
Indie rock	   
Metal	 
Pop	     
R&B	   
Other	 

Question 1

Favourite type of music	Number of members
Hip–hop	_____
Indie rock	_____
Metal	4
Pop	12
R&B	7
Other	4

Key:

 represents 2 members

Hip–hop	  
Indie rock	   
Metal	 
Pop	     
R&B	   
Other	 

Question 2

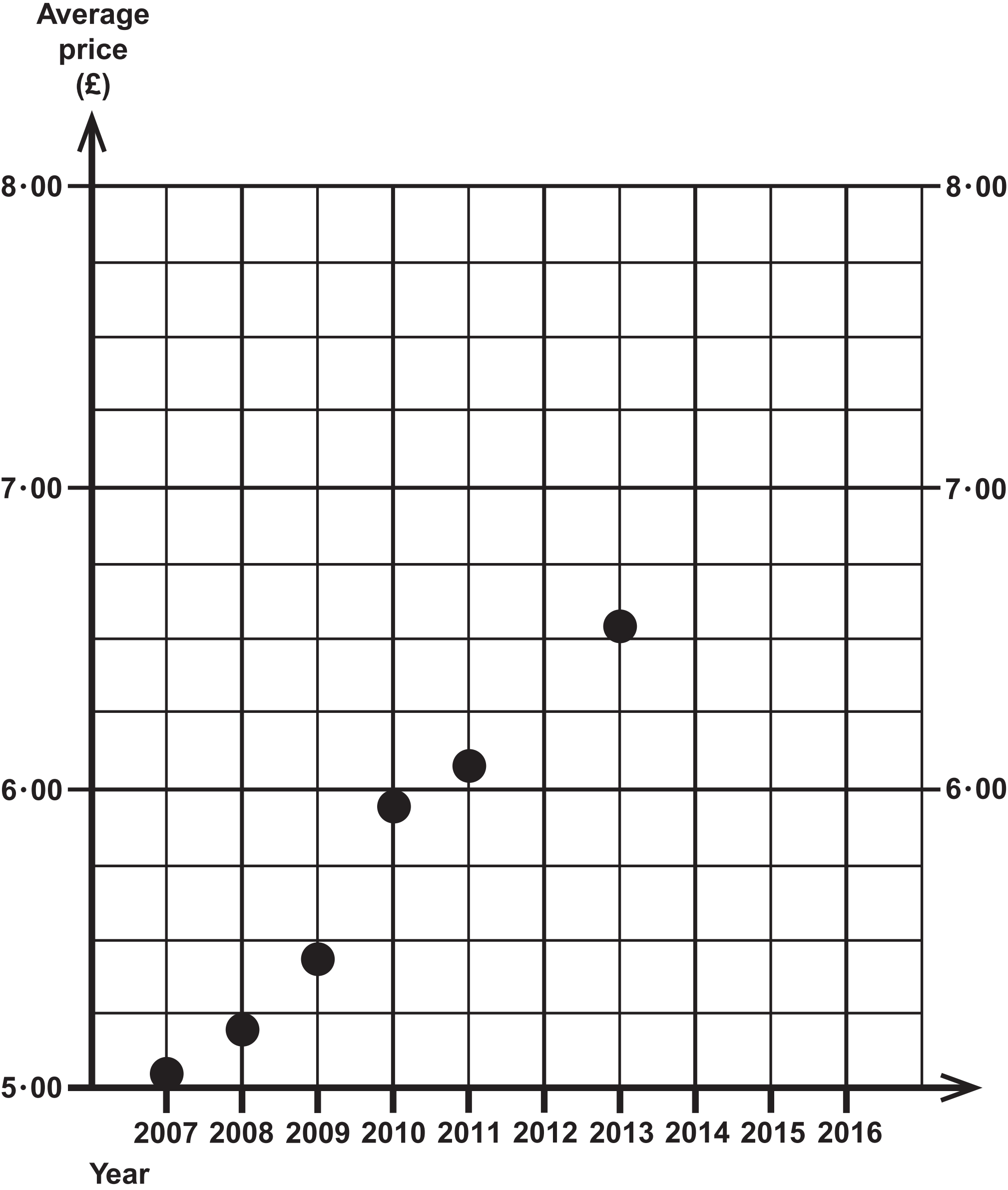
Team A	8 employees
Team B	12 employees

## Question 3

Make	September 2016		September 2017		% change in sales
	sales	market share (%)	sales	market share (%)	
Ford	49 078	10·45	39 696	9·31	−19·12
Volkswagen	33 722	7·18	36 332	8·53	7·74
BMW	32 595	6·94	31 465	7·38	−3·47
Mercedes–Benz	31 988	6·81	31 430	7·37	−1·74
Vauxhall	41 697	8·88	31 058	7·29	−25·52
Nissan	27 807	5·92	28 810	6·76	3·61
Toyota	18 888	4·02	19 222	4·51	1·77
Kia	15 340	3·27	15 706	3·69	2·39
Land Rover	14 629	3·11	14 504	3·40	−0·85
Peugeot	16 130	3·43	12 810	3·01	−20·58

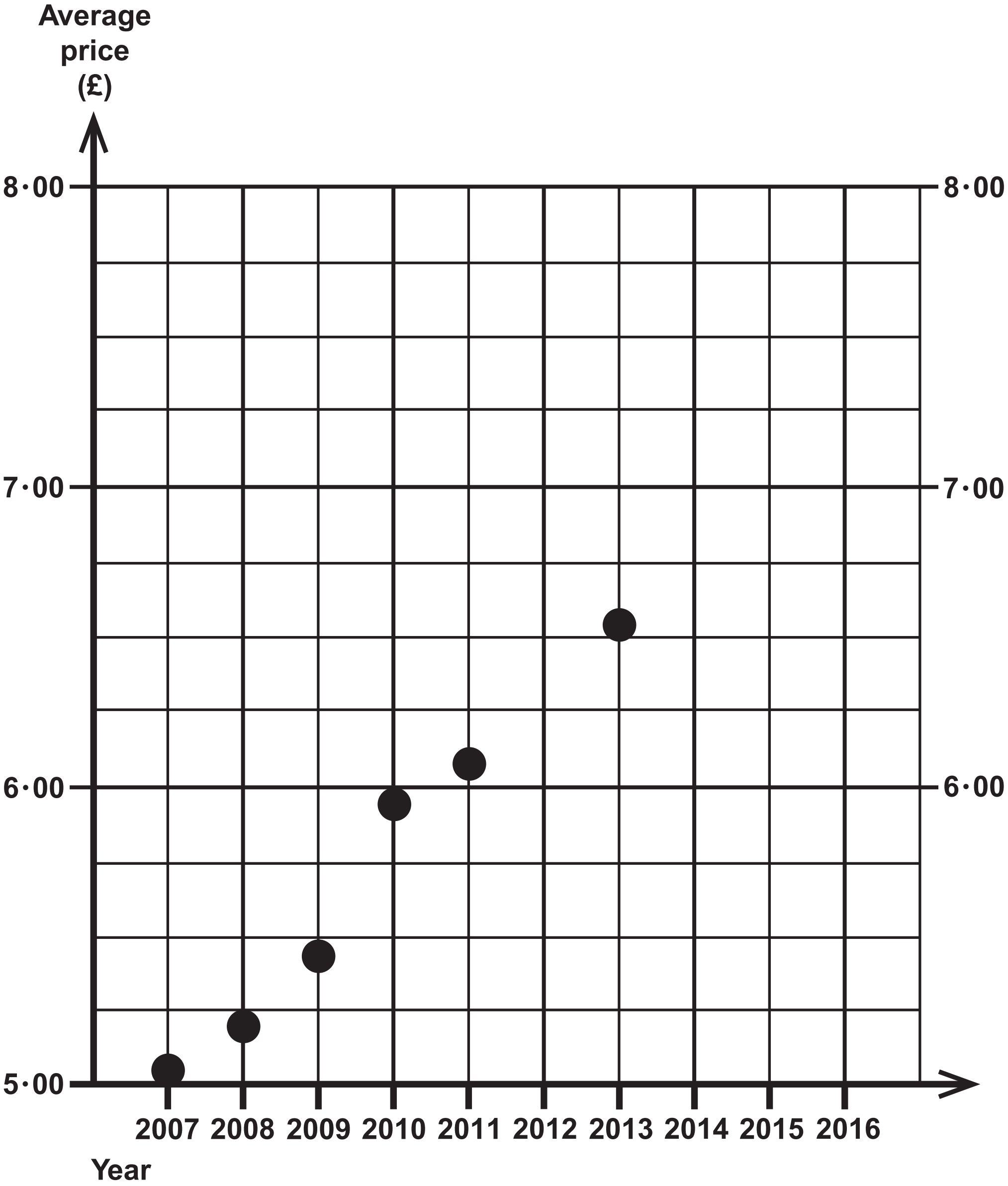
(Adapted from: [www.smmmt.co.uk](http://www.smmmt.co.uk))

Question 4





Question 4



Question 5(a)

Bank note	Number in tills
£5	75
£10	111
£20	96
£50	18
Total	300

Question 5(b)

Bank note	Predicted proportion
£5	25%
£10	37%
£20	32%
£50	6%

Question 5(c)

Bank note	True proportion
£5	10%
£10	22%
£20	59%
£50	9%

(Source: Bank of England)

Question 6

Time taken (t minutes)	Frequency	Cumulative frequency
$80 \leq t < 120$	7	7
$120 \leq t < 160$	7	14
$160 \leq t < 200$	11	25
$200 \leq t < 240$	3	28
$240 \leq t < 280$	1	29
$280 \leq t < 320$	1	30

(Source: Wimbledon.com)

Question 7

School Year	Age	Gender	Amount raised
9	13 years 10 months	F	£17
7	11 years 8 months	F	850
7	12 years 25 days	M	£4 and 80 pence
11	16·5 years	F	£15·50

Question 8

Key:

13 | 4    represents 134 cm

Female students

13	4
14	2 7 7
15	1 1 2 6 9 9
16	3 5 7 7 9 9
17	1 4 8
18	4

Male students

14	6
15	4 4 4 6 6 7 8 9
16	2 4 4 5 8
17	2 2 7
18	2 5
19	1

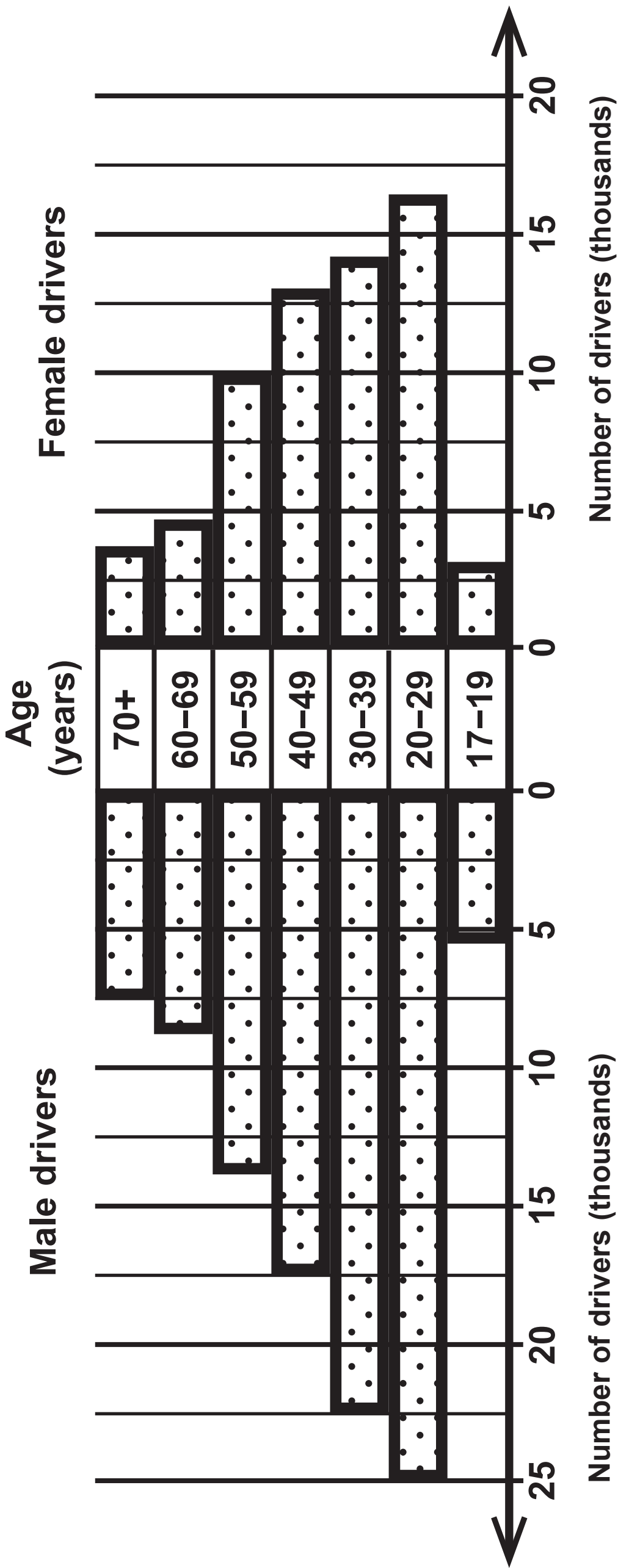
	Median	Mean	Range	IQR
Females	161 cm	160 cm	50 cm	18 cm
Males	163 cm	165 cm	45 cm	16 cm

Question 9

Travel by	Number of journeys	Number of times late for work
Train	120	27
Bus	30	x
Car	50	15

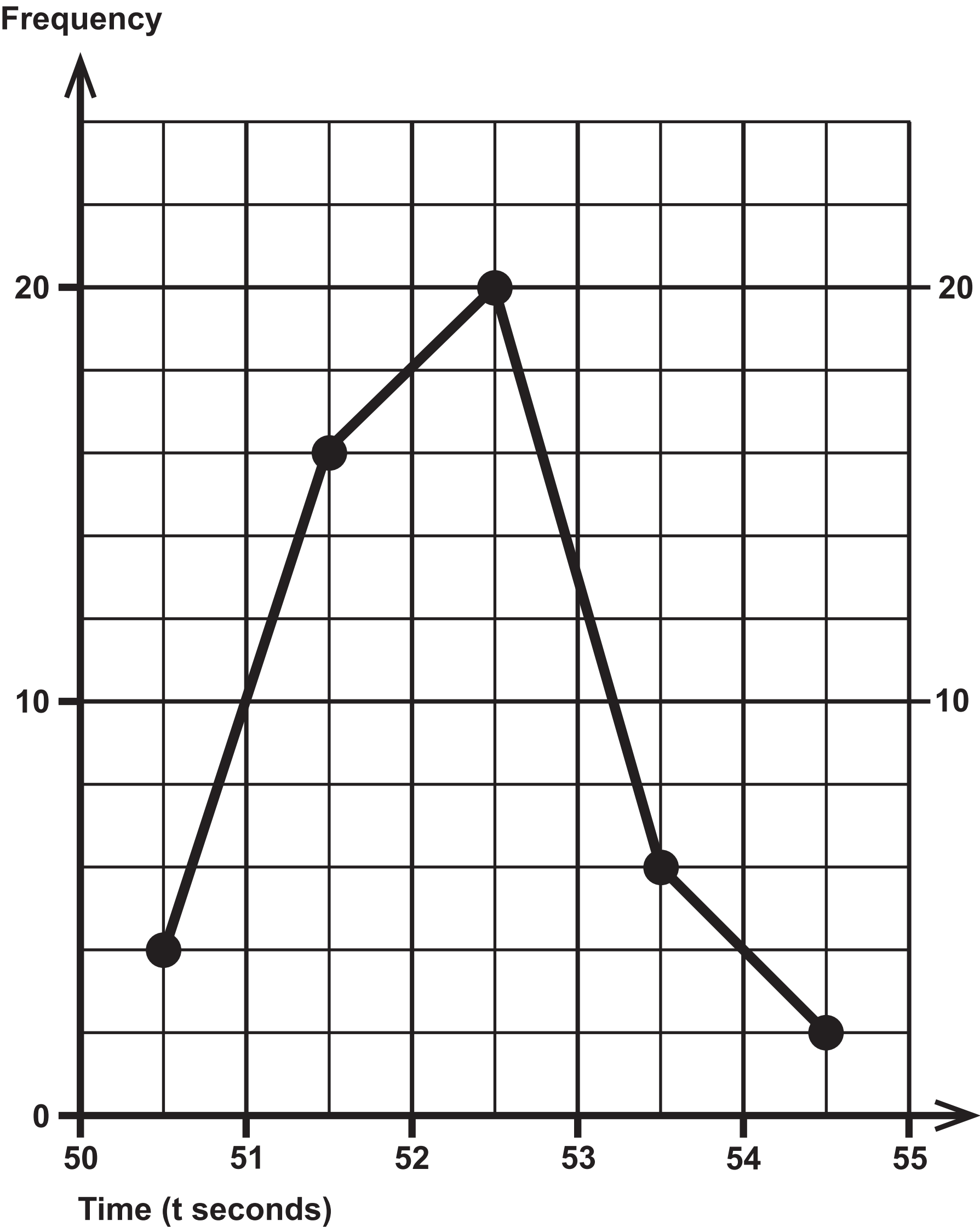


Question 11



(Source: adapted from Department for Transport)

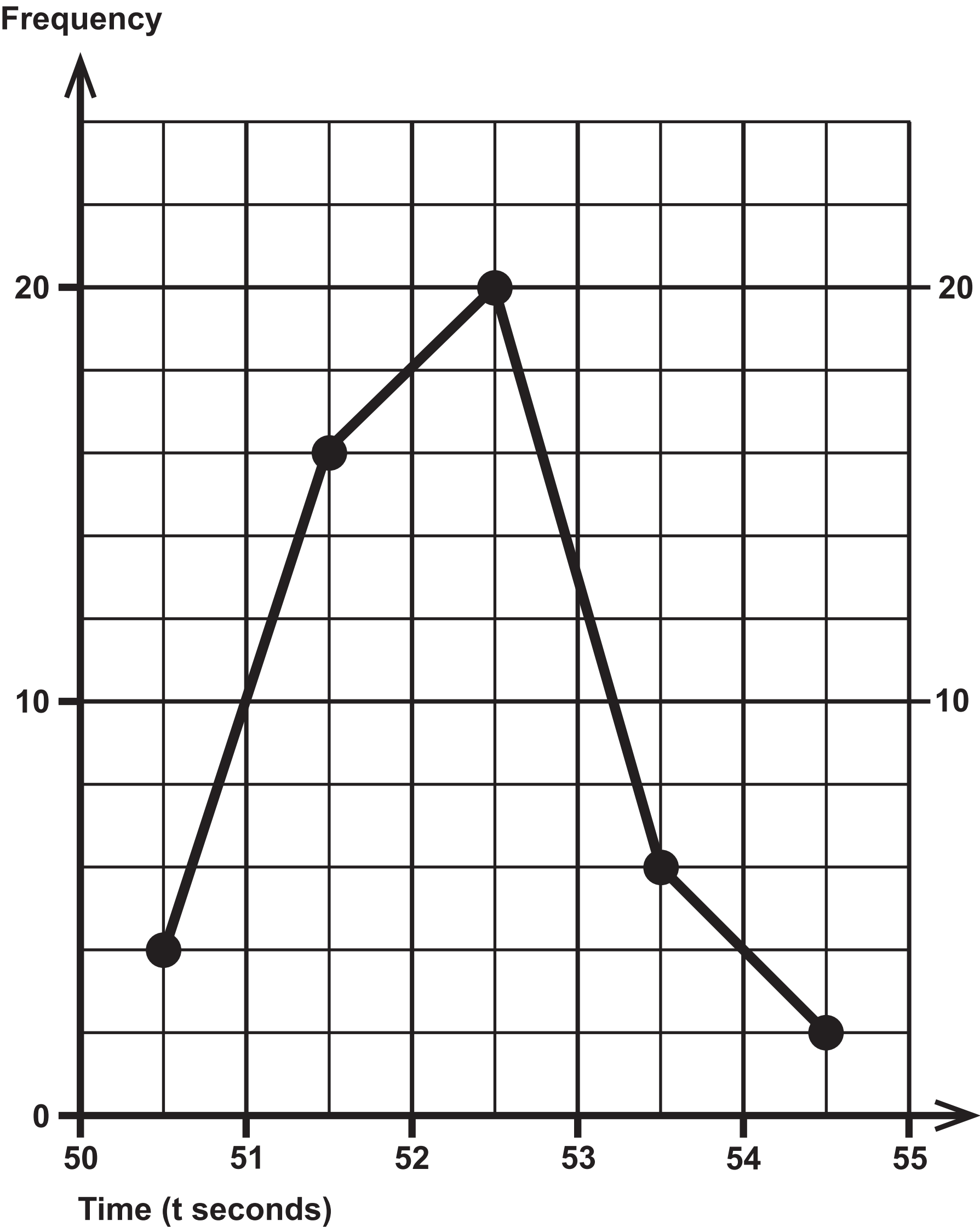
Question 12



(Source: [www.iaaf.org](http://www.iaaf.org))

Time (t seconds)	Frequency
_____ < t ≤ _____	6

Question 12



(Source: [www.iaaf.org](http://www.iaaf.org))

Time (t seconds)	Frequency
_____ < t ≤ _____	6

Question 13

Quality rank	Mince pie
1 (highest quality)	B
2	A
3	C
4	F
5	D
6 (lowest quality)	E

Price rank	Mince pie
1 (highest price)	C
2	B
3	A
4	F
5	E
6 (lowest price)	D